




PrimeSight™ Cystoscopy

ALWAYS READY. ALWAYS STERILE.™



Innovation for Health

THE INNOVATIVE PRIMESIGHT™ SYSTEM

- High-performance fiberoptic and video systems designed for optimal mobility and plug-and-play simplicity
- Designed for use with the EndoSheath® protective barrier to enable rapid, simplified reprocessing and maximum endoscopy efficiency
- Supports full range of diagnostic and therapeutic procedures in urology and urogynecology

PRIMESIGHT CYSTOSCOPES

FLEXIBLE CYSTOSCOPES

Our 4000 Series of fiberoptic cystoscopes are developed using state-of-the-art technology and offer optimal portability and utility across a variety of settings. In addition, our 5000 series of video cystoscopes offer CCD-based, high-resolution picture quality with LED based illumination for vibrant colors and tissue differentiation. The video series of cystoscopes utilize our uniquely portable, all-in-one, easy-to-use digital processing unit.

Used with the EndoSheath protective barrier, PrimeSight flexible cystoscopes can go anywhere, anytime for efficient and effective endoscopy.

PRODUCT	SPECIFICATIONS
CST-4000 Fiberoptic Cystoscope	Length: 370mm, angulation 215° up / 140° down, field of view 110° Outer diameter varies based on choice of EndoSheath protective barrier
CST-5000 Video Cystoscope	Length 370mm, angulation: 215° up / 140° down, field of view 110° Outer diameter varies based on choice of EndoSheath protective barrier





PRIMESIGHT DIGITAL PROCESSOR

PRIMESIGHT UNITY VIDEO PROCESSOR

The PrimeSight UNITY provides the very best in endoscopic visualization and convenience. This all-in-one video platform includes a large 19" widescreen display, intuitive touchscreen, and an impressive list of usability features. With a fold-down screen for easy storage, the UNITY can be used with the PrimeSight cart or on virtually any flat surface, making it ideal for use in any setting, from the physician's office to large hospital networks.

PRIMESIGHT DIGITAL CAMERA HEAD

The PrimeSight digital camera is used with flexible fiberoptic or rigid cystoscopes and plugs directly into a digital processing unit. The PrimeSight digital camera delivers optimal image quality by enabling the user to enhance brightness, adjust contrast, and control white balance and colors for sharp image representation and tissue differentiation.

PRIMESIGHT LIGHT SOURCES

Laborie offers a variety of light sources to support surgeon preference including halogen, xenon, and LED models. All light sources are designed with portability, durability and performance in mind.

- Halogen Light Source
- Xenon Light Source
- LED Light Source
- Battery Powered LED Light Source

ACCESSORIES


LABORIE offers a variety of accessories to support your busy cystoscopy practice from endoscope preparation through the procedures. These include:

- Cytology brushes, forceps, graspers and baskets
- Leak testers to verify the integrity of PrimeSight™ endoscopes before immersion into a chemical disinfection fluid or reprocessing machine
- Light guide sleeves to ensure compatibility with virtually all manufacturers' light sources
- EndoWipe® towelettes and sponges for quick and easy reprocessing of PrimeSight scopes in 10 minutes or less.¹

ALWAYS READY. ALWAYS STERILE.™

ENDOSHEATH® PROTECTIVE BARRIER

The EndoSheath® protective barrier is a sterile, single-use product with an integrated working channel, that is used with PrimeSight™ flexible cystoscopes. It is an always ready, always sterile solution.



PrimeSight™ Scope



with EndoSheath® Protective Barrier

SAFETY AND EFFICIENCY? WE'VE GOT YOU COVERED

The EndoSheath protective barrier covers the cystoscope from end to end, isolating the cystoscope from patient contact and protecting the cystoscope controls from contamination during the procedure. As a result, there is no need for high level disinfection between cases and you can quickly reprocess a scope in less than 10 minutes.


SINGLE-USE WORKING CHANNEL REVOLUTIONIZES SCOPE VERSATILITY

Since the disposable EndoSheath protective barrier includes a working/operative channel for suction, irrigation and tool passage, physicians can use PrimeSight cystoscopes with the EndoSheath protective barrier for a full range of diagnostic and therapeutic procedures. The EndoSheath protective barrier is available in multiple models, each with a different size of working channel, allowing you to adapt a single cystoscope to a wide array of procedures.

PRODUCT	CHANNEL SIZE	COMPATIBLE ENDOSCOPE	CATALOG NUMBER
CF-2.1 EndoSheath Protective Barrier (10/box)	2.1mm	CST-4000 Fiber Cystoscope	08-4101
CF-1.5 EndoSheath Protective Barrier (10/box)	1.5mm	CST-4000 Fiber Cystoscope	08-4102
CV-2.1 EndoSheath Protective Barrier (10/box)	2.1mm	CST-5000 Video Cystoscope	08-5101
CV-1.5 EndoSheath Protective Barrier (10/box)	1.5mm	CST-5000 Video Cystoscope	08-5102

1. Gupta, D., Seieajakalidindi, A., & Wang, H. (2012). Reduced turnover times make flexible optical reusable scope with EndoSheath Technology significantly cost effective. *J Biomed Res*, 26(4), 241-7.

Rx Only. EndoSheath is a registered trademark and PrimeSight is a trademark. PrimeSight and EndoSheath are manufactured by Cogentix Medical. Models are for illustrative purpose only. © 2018 LABORIE. All rights reserved.



USA:
Tel.: +1 802 857 1300
800 522 6743
Email: usmarketing@laborie.com



www.laborie.com